

Tech Tools for Teachers, Ep. 28, Getting to Know You

Fri, 08/30 08:42PM 29:58

SUMMARY KEYWORDS

students, transcribe, dog, avatar, clouds, create, animals, classroom, voki, podcast, tools, people, shanna, word, transcription, options, free, snoring, pick, cool

SPEAKERS

Shanna Martin, Fuzz Martin



Shanna Martin

Thanks for listening to the tech tools for teachers Podcast where each week we talked about a free piece of technology that you can use in your classroom. I'm your host, Shanna Martin. I'm a middle school teacher, technology coach and personalized learning coordinator for my district.



Fuzz Martin 00:33

And I am her producer and husband, Fuzz Martin.



Shanna Martin

Yay. Yay.



Fuzz Martin 00:41

Happy I hope you had a Happy Labor Day weekend.



Shanna Martin

Is it a Happy Labor Day weekend like happy? I guess it's



Fuzz Martin 00:49

it's an enjoyable Labor Day weekend.



Shanna Martin

Yes. And the festivities



Fuzz Martin 00:55

now it's time to get back to work. Get back on that labor school.



Shanna Martin

It's the first day of school for a lot of people in Wisconsin, for sure. Most districts, a lot of schools have kind of already started back. We just in our area and don't start till after Labor Day. Right. That's what everyone's working. So we start after Labor Day. Makes it official?



Fuzz Martin 01:21

That's right.



Shanna Martin

Yeah, pretty excited. I'm excited for the school year.



Fuzz Martin 01:25


I am excited to for the podcasting. We're





Shanna Martin


excited for the podcasting. Cuz now I guess because we run school year. So it's the


podcasting year as well. That's right. Yeah. So season two, Episode 28.


 Fuzz Martin 01:42
Correct.


 Shanna Martin
And we're talking about exciting things to start the school year. So getting to know your students. Yes, that's our focus,


 Fuzz Martin 01:52
getting to know you get to know all about you.

 Shanna Martin
I like to theme want to talk about. And yeah, the so many things that you want to learn about your students and you want to have a great classroom environment. And you want everyone to feel comfortable. And it doesn't always start with content on day one, like you need to build classroom community. And there's so many cool ways to do that. So I started with like three ideas.

 Fuzz Martin 02:24
Can I talk about something really cool real quick before we get into it?

 Shanna Martin
Yes, you can.

 Fuzz Martin 02:29
We experimented last week. And we're going to experiment again this week with transcriptions for the show.

 Shanna Martin

Oh, yeah, I forgot about that.



Fuzz Martin 02:39

So we're using, I've tested out a whole bunch of geek out and tested a whole bunch of different transcription platforms. The one that I really like, is also free. Oh,



Shanna Martin

we put the link in.



Fuzz Martin 02:54

We can it's otter, like the cute little animal, my favorite dogs AI



Shanna Martin

Otter



Fuzz Martin 03:04

and wants to do with their plan. You get 548? I'm sorry, we're at 548. You get 600? Okay, free minutes per month to transcribe. Okay. So we figured we do one of these podcasts week, they're usually about a half hour ish. So we've got time and time and time left.



Shanna Martin

Maybe we should just talk more.



Fuzz Martin 03:30

So yeah, why not. And so when you, you can do it one of two things. The cool thing is it has an app, and you can put the app on your phone. And then let's say you're recording a lecture, and you want to have a, you want to be able to go through your notes on it and see things that we talked about or maybe record ideas,



Shanna Martin

schools, a lot of things need to be transcribed for students who have other needs and and a lot of school based a lot of websites are you have to like it's required to have things transcribed. So I think there's tons of benefits to being able to have what you're talking about transcribed

 Fuzz Martin 04:15

totally. And not only does it do this, but it also determines whose voices which and then you can say like, this is Shanna, and this is Fuzz and and it actually will take your Google picture if you are signed on with Google. And when the transcription it shows your little face your name, what you said.



Shanna Martin

That's kept it all out. Yeah. Okay, cool.

 Fuzz Martin 04:41

Only a little problems. It's not 100% accurate. It's about I'd say 98% accurate, okay. Also, if you talk over one another, there's sometimes a little bit of either it merges your paragraphs together, and you have and it's real easy to edit on either online on the computer part of it or if you use it on the phone.



Shanna Martin

Cool. I really didn't transcribe snazzy as an actual word.

 Fuzz Martin 05:09

We're going to teach it to jazzy. As snazzy, I think. I think that's the one word I had to really snazzy change a



Shanna Martin

lot. Not and I guess I, I don't say snazzy,

 Fuzz Martin 05:23

right. It's there's SCH to it. Yeah. It's SCHNAZZY. It is definitely a Shanna word. Surely, huh. So otter.ai, go check it out. And it's really it's a really helpful tool. The other tools that I tried are Rev. REV has rev.ai. I thought I was using rev.com. Rev.com is expensive. rev.ai is my three cents a minute to transcribe, which isn't horrible, but and you get like a free I think you get like 300 minutes free to start. It doesn't work as well as otter and otter story. There's also another one called Temi. And that one looks promising as well. But what it's trying to do was automate through Zapier to say when we upload our podcast to our Amazon account that it automatically pulls the transcription down and then transcribes it an otter and kicks back. But I'm still working on it.



Shanna Martin

Okay, well, you can report back when you've mastered that as well. I will say, That's very cool. Yeah, you can



Fuzz Martin 06:47

share my goodness. I'm happy that you've been gigging also free tech tool, and I've done my part. So enjoy the rest of the show



Shanna Martin

Put it in the EdTech directory.



Fuzz Martin 06:56

I'll see you later. Nice. I don't know the spacebar when you're done.



Shanna Martin

Yay. Um, I would like to point out I don't know how loud snoring dog in the background is. I mean, I know she's like a little mascot. But Holy cow. Yeah, she's,



Fuzz Martin 07:14

yeah, she is. One she's very comfortable right now.



Shanna Martin

I'm gonna take a picture. She's going on Twitter this week. Because I've used her as an example, let me get to like our third tech tool this week. So I'm going to side by side of the real dog with the digital version that we made.



Fuzz Martin 07:32

Yeah, she deserves to have an example made of her this week. She has snoring the beat the man is my mom used to say, nice. So



Shanna Martin

it's our actual like focus this week, getting to know your students and doing some cool, creative ways of asking students about things that they're interested in, and reporting out to one another in all of that fun stuff. So first things we're talking about. Word.Clouds,



Fuzz Martin 08:03

clouds, word clouds.



Shanna Martin

Well, and I guess there's a lot of different ways to create like this word. And the word clouds like there were there word clouds, where you take all the words that you want to describe yourself, or something, right, and then you type in the information, it gives you a little shape, you can change the font, the color, and everything and make it beautiful. Well, I know that we use those every once in a while for like a project, or I've seen cool ways where people use them for like holiday gift tags where they like, describe the person and make little hearts. I think I've even done it for Christmas ornaments before. But what a cool way for students to kind of share about themselves quickly, right? Yes, you don't want to have like 12 hours of art projects in your classroom, but at the same time, creating something that they can have words that describe their personality, they could have their interests, they can come up with words that describe like their family or their looks or whatever you want to do.



Fuzz Martin 09:02

places they visited. Sure, or places they want to like goals other animals. Yeah, if you live

on a farm names of your farm animals,



Shanna Martin

there you go. Bacon, and eggs. Um, so you can create word clouds, it's the the website itself, I guess I should take a step back here is word clouds.com. word clouds.com. It's very easy to use. It just literally it comes up and you click on word list and you type in your list of words. And you can pick your shape or size, your colors, your font, and you can stretch it out or make it larger or smaller. And you got a cool little word cloud. Once it's done, you can choose what your file if you want to how you want to save it. So you can save it as various different types of files from a JPEG to a PDF. And yeah, like image maps, all that kind of stuff. So you can save it and then you can do it over you want with it. So if you want students to download it, and put it someplace or they can use the picture as like a background on a computer or Yeah, if they're creating like an Edu blog and you want to have just get to know your students more printed off.



Fuzz Martin 10:13

Tape it to your folder.



Shanna Martin

Yeah, you can do that too. Because people still do that kids still carry folders yellow paper, so it's still a cool way.



Fuzz Martin 10:20

Well, do kids still have books. Like textbooks?



Shanna Martin

I some do.



Fuzz Martin 10:27

Okay.



Shanna Martin

A lot of them are virtual, their digital,



Fuzz Martin 10:29

you have textbooks in your class at all?



Shanna Martin

Do I have in my classroom?



Fuzz Martin 10:33

Yeah. But they're not something that people take home. Do



Shanna Martin

I use them?



Fuzz Martin 10:37

Right? Not often. They're more of a don't make people go cover them with their new



Shanna Martin

know, a lot of students now it's more like if they've got Chromebooks. They've got virtual textbooks. So everything's online. Everything's paperless.



Fuzz Martin 10:51

Yeah, no, that's great.



Shanna Martin

I do have textbooks in my classroom because they sit on the shelf and we use them as like a reference guide every once in a while



Fuzz Martin 10:59

we use them make our students taller in their chairs.



Shanna Martin

Not even though no, no, we have standing desks. If they want to be taller can stand up. Um, so yeah, anyways,



Fuzz Martin 11:12

Textbooks. Who needs 'em?



Shanna Martin

but I yeah, so just kind of a cool way I've seen where you can do even like a gallery walk where students have them like set up and they have to guess like who's computers which one it's just a fun way for kids to kind of create something and share a little bit of information about themselves and it's not not too invasive is like day one of school was another one that goes with creating word clouds is EdWordle. Which Wordle I feel like has been around forever, but they have an ED version and it's EdWordle.net. Same thing type in your list of words. You can add your shape and change your colors. there's not as many shape options and Edward ol as there isn't word clouds



Fuzz Martin 11:56

I'm learning a lot about you by looking at these word clouds. Are these your word clouds?



Shanna Martin

Aren't they amazing?




Fuzz Martin 12:02


chocolate robots, family reading, tech, pizza, podcasting, crafting, travel and computers. Yeah.





Shanna Martin


What else? What else would I add to my word clouds


 Fuzz Martin 12:15
have learned so much about you?


 Shanna Martin
Do you feel like you know me?


 Fuzz Martin 12:19
What else should you add polka dots?

 Shanna Martin
Oh, yeah. For those it? Yeah, you wouldn't know because you don't see me. You just hear me But yeah, the computers got polka dots. My phone's got polka dots. My tennis shoes. That polka dots.

 Fuzz Martin 12:32
Right? You're looking at a bag has polka dots

 Shanna Martin
Yeah, my purse has polka dots.

 Fuzz Martin 12:36
Yeah.

 Shanna Martin
My classroom borders around my desk.

 Fuzz Martin 12:40

Right so polka dots could make the list? Yeah. I would say breakfast foods.



Shanna Martin

Oh, yes. biscuits and gravy.



Fuzz Martin 12:50

Yeah. And desserts,



Shanna Martin

chocolate brownies.



Fuzz Martin 12:54

And, and me. Oh, that's family.



Shanna Martin

And it goes on a family lumped in the category of family to so Edwordle does not have as many options as word clouds. But still user friendly, quick and easy. Kids can produce some cool stuff very quickly. The other thing about word clouds is across the top, the very top of the screen and word clouds. There's options like photo collage and photo editor and actually, there's like a two new tool and I will talk about some of those tools and later podcast. Okay, so they have other tools. They have other tools besides word clouds. Cool. That's kind of cool. If you want to dig into those I will talk about them at a later date. I feel like Toony Tool even made it to the Facebook page this summer because I was playing around with Toony tool and threw it up on the Facebook page.




Fuzz Martin 13:43


All these names sound made up to me





Shanna Martin


today to for clouds photo,

 Fuzz Martin 13:48
Eduardo. And sounds like he's


 Shanna Martin
like guys school. Hey, it's cold. She's walking down the street. Hey, Ed Wordle.


 Fuzz Martin 13:55
Hey, Coach Wordle. There you go. Yeah, see, learn so much. Which word Oh, give me some words to describe yourself. Strict like basketball.


 Shanna Martin
fouls your bench .

 Fuzz Martin 14:10
Alright, I'm going to stop there basics.

 Shanna Martin
So there's that word clouds. Quick, easy way. Quick icebreaker. Share some info with your kids have them share about you. It's kind of fun.

 Fuzz Martin 14:22
I'm really excited for one of these that you have coming up. So which one are we on to next?

 Shanna Martin
Crello.

 Fuzz Martin 14:27
Crello? Oh, that sounds too much like Trello.



Shanna Martin

I know your favorite website.



Fuzz Martin 14:32

Trello is my favorite talks about Trello tool. Yeah, it would be number one of my number ones. Number two of my number ones would be Zapier, which we've never talked about. But sure. automation software, works with API's. Okay.



So Crello, it's a cool way to make digital posters. Ok. So again, we're getting to know our students started the school year, you want to have students create something cool about themselves. And it reminds me a little bit of Canada, like those of you that are familiar with Canada, or even flip snack a little bit, but it's very much you've got your free design templates, you just drag it over. And then students double click into the template and can switch out the information. And they can add pictures, and they can change out the background. It is nice because when you get into backgrounds, you can choose like patterns or colors. And then you can also sort by like free, which is nice. So you're not like searching and searching for the free ones. Sure. You can add your text, you can add your own files. It's really simple to use. What is cool, and I appreciate about Trello is that you can download what you've created. You pick a JPG or PNG file, and then once you've downloaded it, you could print them like yeah, it's not or sometimes you know, there's like a watermark or like there's stuff that



Fuzz Martin 16:07

can be downloaded as PDF.



Shanna Martin

Um, yes, PDF standard, you can download it. Sure can



Fuzz Martin 16:13

looking at this, it looks like you could also use this for things like resumes. Mm hmm.



Shanna Martin

Yeah, there is definitely it's more like business today than it is.



Fuzz Martin 16:21

But they've got a very modern design and color palette to and looks really aesthetically pleasing. And yeah, it definitely shows you two which ones are free. If they're not free. They've got a little diamond up in the corner.



Shanna Martin

Yeah. It's just very I saw signifies. Yeah, but what I, I guess, I've like talked about things before like Canada, and like flip snack. And yeah, be funky and all those, this kind of falls into those categories. But it is a little different. Like it is a little more modern than some of the stuff it is very easy to use for students. And if you want to switch it up to the just have them be comfortable what they're doing, but make them feel a little out of that mix. Yeah, you know, how your make them think a little stretch, stretch their like, worrying a little bit without being like, oh, we're just gonna throw it all out the window. Right? Um, I just really liked the look of Trello. And I thought it was very easy to use, and I liked that you could download it in different ways and use it.



Fuzz Martin 17:21

Yeah, that's great.



Shanna Martin

So you can hang it up or they can like you said, stick it in a folder or share it with a friend or create bulletin boards. I know I like to do like getting to know you like bulletin boards and stuff like that. So built that in any like any I was like fifth grade up until we be able to




Fuzz Martin 17:37


Maybe make a birthday card for your favorite podcaster. That's coming up.





Shanna Martin


Yeah. Oh, which one?


 Fuzz Martin 17:42
I know both of us. Virgo is all around.


 Shanna Martin
Alright, so now that everyone's got some those Crello birthday cards, I can see how many of those we got probably because you could send in your email. You could totally PDF so my email, drop it in little bird Think hard tech tools for teachers podcast at gmail. com.


 Fuzz Martin 18:03
The longest address was probably given to man so big. Google is like let's just sort and see who's the longest. Oh, gosh, look at that.


 Shanna Martin
I don't think it's the longest ever. But it's

 Fuzz Martin 18:16
it's pretty long. tech tools for teachers podcast at gmail. com.

 Shanna Martin
Send us a message. Maybe a Crello birthday card.

 Fuzz Martin 18:26
Alright, we might, we might end up with snoring dog. email addresses here soon.

 Shanna Martin
That'd be fun.

 Fuzz Martin 18:34
By the way, there's now also siren, siren. But wonderfully, our dog is not barking at the sirens. Now she snores she doesn't care about Sarah and she cares about doorbells? The

name larger dogs. Not smaller dogs. She now could not care less. Yeah, but big dogs. And,



Shanna Martin

and delivery people. Yeah. The mail lady.



Fuzz Martin 19:00

Alright, speaking of our dog,



Shanna Martin

speaking of our dog,



Fuzz Martin 19:04

I am a pro at segues.



Shanna Martin

Yeah. So rock star. So the last one I have today, I was trying to think of like, there's so many avatar sites out there. And I thought it would be super fun for the first week of school, like have students create avatars, we don't have to look like them. Just have them create an avatar. That would be something super cool.



Fuzz Martin 19:31


Oh, that's cool.





Shanna Martin


And there's a dragon on my screen right now. Um, I haven't created an avatar that would describe them or like that's their interest or something fun that can share clues about them. And then I have other students guests whose avatars Which one? Oh, yeah, you can. Because it pumps out at it comes out in a tiny URL once you create one of these. So the website is Voki.com. And what's funny is, I use this a long time ago, like I used to use the site for my blog way back in the day. And then I kind of forgot about it. And then it's come back because it's revamped itself. Like they have a whole set for classroom and


educators that you can pay for, you could actually set up your whole classroom and every student could have a avatar that they work with on a regular basis, and then you have to pay for it. But if you want the free version, which of course is for Yeah,


 Fuzz Martin 20:32
that's what this show is about.

 Shanna Martin
Um, there's a couple of options you can have like it, you can create an actual account and have a teacher and then you get like five students on your account. Okay, so you could kind of just work in like small batches. I don't know exactly how it works, because

 Fuzz Martin 20:47
there was like, how many students? Do you think that a teacher typically has

 Shanna Martin
555. Since result, I think the goal is and you would use it with a small group and then fall in love with it. And then every student would want to use it right? Or you can do what I teachers. Yeah, we work around, we allow workarounds. But

 Fuzz Martin 21:08
Can you teach more kids for less?

 Shanna Martin
please. Yes. Okay. So what I you can do though, is you go to the website, and you just click on Create, yeah. And it comes up with the screen and you just start making, so they have whatever they throw at you first, some, they just throw on a random something for you to look at. And it has like three columns that almost look like what's a call? Like when like, like the machine, like if you're gambling and you like

 Fuzz Martin 21:43

pull Oh, yeah, a slot



Shanna Martin

machine slot machine, I guess. So they've got three columns on the left hand side. And what you do is you pick,



Fuzz Martin 21:50

we're not gamblers, no.



Shanna Martin

So then you can go through the starred ones, the starred people faces, animal faces are paid, so not gonna use those. But they have different shapes. And then they have like, a whole collection of animals. And most of the most of that all the animals are free, in certain parts, then they have a whole just cat section. And then they have a whole just like, odd, weird like, anime, Animal, okay section. And then they have a dog section, which is where I was playing around today. And so you can just create an avatar, so you pick an animal, or a person or anything, they have lots of options. And they even have emoji faces to that you can choose from, and then you pick like the little picture that looks like clothing. If you're if you have an animal, they don't have options for clothing, but you can change the mouth, which I think is funny. So like people, if they're wearing clothes, they give you options, if your person has access to you can change accessories, if they have like, a hat on, you can change that. But like the animals, if they don't have a shirt on, you can't put clothes on them. So they have to come with like before you can make adjustments to it, then you can pick like, the animals have miles. So you can like make them smiling or frowning, or whatever you want to do, then you can swap out the background, they have holidays, and they have they have from holidays to like real pictures like I can put a dog in the sky to like party atmosphere to this dog is bullying right now anyway. And then you can pick the paint colors. And that's how you change their eyes and their mouths and their teeth and their hair. And you can change the color within the color palette as well. So you have all of those options. Then at the bottom. Once you've clicked through those four things, and chosen once you want your avatar to look like you click the the sound button. And then you can choose for voice, you can type in the message and use their voice, okay, you can click the microphone and just talk at your computer and record yourself. Or you can actually they give you the option of calling in like you can use your cell phone and call it in. Or you could have a like an upload an audio file it's already created. Once you've done that, you click play, or you click Save sorry, do

you type something in, then you click Save. And then you give your character name. And you save it. And then it will produce an avatar, it says character created Sign me up or login, you don't actually have to do that you can just say no thanks and continue as a guest. And you have your avatar created. Yeah, now you can share this one. So you can put on Facebook or Twitter or you get the tiny URL link to share. But you don't want to lose that. Because if you lose that link, that's that's the thing, it's like you have to keep track of your avatar. So if you're doing this as like a one time deal, this would be great. Or like, if you if your students just need it for a day, or you know, just as long as they save the link, they will always have it I guess. But if you're afraid of your students losing your LinkedIn, you want them to sign up and go with the free version. But if you're just going to have them create one to like, express yourself today, create a creative okie avatar, explain something about yourself pulled up on your Chromebook and then share with everybody or drop it into my trap that tiny URL into my Google Classroom. And then I can house the whole classes, avatars, and then we can play a game where you pull up on your smart board have the avatar talk, guess who it is? Yeah, you know, so you can make it an interactive game with your class too. So as soon as you as long as you as a teacher can, you know have the kids somehow probably Google Classroom My suggestion. Turn in that tiny URL. So you, them they have it. And if they lose it, honestly, it wouldn't take them that long. to reproduce. Once I've done it once. I mean, it's super fun. And I'll probably spend hours just because that could spend hours making their avatar but it's a cool way to create an avatar and have a talk and share some information about it like first week of school. It'd be super fun to do with the class.



Fuzz Martin 26:24

Can I play our play the one you created so that we can have the audio? Yeah, okay. I'm going to switch my microphone settings over here some pop, that's just this. And volume on. This is an avatar that looks like our



Shanna Martin

dog snoring dog snoring dog Alina. High



school year.



Fuzz Martin 26:49

There we go.



Shanna Martin

And I will point out that while I created the Voki, our daughter who's four voiced it for me,



Fuzz Martin 26:57

now a voiceover artist.



Shanna Martin

So she was like, this is Aleena, our dog snoring dog who just poignantly snored, and she's like, what are you doing? And so as a you want to be your voice, and I just told her what to say. And she said, and that record super easy, like, turn it on, turn it off, it's recorded, it's ready to go.



Fuzz Martin 27:20

So that's Voki, VOKI dot.com.



Shanna Martin

And it is fun too, because of bulky animals, people, whatever, when they're on your screen. Anytime you move your mouse, they watch your mouse move around this,



Fuzz Martin 27:35

I got a little distracted before because I was looking at our Alina dog and moving my cursor around



Shanna Martin

cuz they look around. It's just cool. It's fun. Try it out. Use the other students. It's cool to do.



Fuzz Martin 27:48

Definitely.



Shanna Martin

So there's that. And really one last quick thing that I want to share, but we'll talk about more at a later date. Yes, Mark your calendars.



Fuzz Martin 27:58

mark it up



Shanna Martin

September 30. Okay, um, September 30 is international podcast day.



Fuzz Martin 28:10

Oh, man. We're going to get so many gifts this month. So both of our birthdays and the International podcast day, yeah, we'll get donuts and be showered with microphones. BTW, I'm really looking at some new mics.



Shanna Martin

Okay, well, someday we'll save that for later date. Find some free ones. But yeah, so mark your calendar. We'll talk about it more at a later date. But international podcast day is September 30. And what a cool thing to maybe think about with your students.



Fuzz Martin 28:41

Yeah, I'll be thinking about it. With my employees. Yeah. All day long. You should have a 30th It's a Monday.



Shanna Martin

It is Monday. So there should be a podcast on that day. coolness. All right. Well, thanks for tuning in. This has been, the tech tools for teachers podcasts. If you ever have any questions, you can find me on Twitter. It's smart in wi and if you want to get more information on the links to the technology discussed this episode, visit me and smart and wi.com or on Facebook join us. Yeah, I did post the Voki of the snoring dog Aleena on Facebook. So check that out. I'll probably post on Twitter later too, but you can check out Facebook page. New episodes each week, season two thanks for listening and go

educate and innovate.



Fuzz Martin 29:29

The ideas and opinions expressed on this podcast and the smart in wi website are those of the authors Shanna Martin and not of her employer. prior to using any of the technologies discussed in this podcast, please consult with your employer regulations. This podcast offers no guarantee that these tools will work for as described, but we hope they do. And we will talk to you again next week here on the tech tools for teachers podcast. Thanks for listening